

Dear SEYRA Queen & Princess Contestant!

We are so excited that you have decided to participate in this year's SEYRA Queen/ Princess contest! Please read over the entire packet and let me know if you have any questions.

Being the Queen/ Princess of the SEYRA is quite an honor. You are representing the South Eastern Youth Rodeo Association, yourself and your family. The crown comes with many exciting opportunities and responsibilities. The Queen and Princess will be required to work as a team to organize all opening ceremonies, grand entries, plan rodeo themes, promote the association and help the association in any way you can during your reign. The queen will be responsible for the SEYRA flags. They are to be kept clean, presentable and ready for use at each rodeo. The queen will also be responsible for promoting upcoming activities and posting rodeo themes on our website and Facebook page. It is expected that the Queen and Princess will seek opportunities to promote SEYRA at events, outside rodeos, community events and parades with Board approval. You and your family will be asked to encourage other young ladies during your reign to participate in the next contest and assist the Queen Coordinator with that event. Please be prepared to work hard and make SEYRA a priority in the upcoming year. We are here to answer any questions and to support you and your family to make your reign a success.

We are very proud of you and your decision to run for our SEYRA Queen/ Princess! Be proud of who you represent - yourself, and the South Eastern Youth Rodeo Association. Best of luck to each of you.

Thank you for your dedication,

Sheri Wise
sheriwis@att.net
850-232-7526

SEYRA 2022-2023 Queen/ Princess Application

Name: _____

Address: _____

Phone Number: _____ accept texts? (Circle) yes or no

E-mail: _____

Age: _____ Grade: _____

Parents Names: _____

School: _____

Hobbies: _____

Future Plans and Goals: _____

Horse related achievements / awards: _____

List events you compete in: _____

Scholastic Awards / Honors: _____

If any, list any rodeo queen / princess titles you have held: _____

Describe why Rodeo is part of your life: _____

SEYRA Queen/ Princess Rules and Requirements:

Contestants must submit the following to compete:

1. Completed application, along with fee of \$40 made payable to SEYRA turned in at August Rodeo. If you are unable to submit your application at that time you may mail the application to: Sheri Wise 1748 Jacks Branch Rd., Cantonment, FL. 32533. To be accepted the envelope must be post marked no later than August 15, 2022.
2. Two 5 x 7 photographs (1 head shot, 1 full body shot) to be returned after the contest, in black and white or color.

Rules of Conduct:

- Contestants must conduct themselves in a lady-like manner, portray high moral standards and good sportsmanship at all times or risk disqualification.
- Contestants are required to be on time and adhere to the schedule.
- Final decision will be that of the judges, including any matter that may arise during competition.
- Contestants, or any individual related to a contestant, must not approach Judges with the intent to influence or harass.
- Contestant as well as her family and friends are expected to display the highest degree of sportsmanship during the pageant and Crowning Ceremony.
- Contestants must be a current member in “good standing”, with all dues and ad/raffle ticket monies paid in full by October 14, 2022.

Judges:

- There will be three qualified judges that will not be disclosed until during/after the contest.
- You will receive your scores from the judge’s following the contest.
- The winner will receive: The title of Miss South Eastern Youth Rodeo Association Queen/ Princess, Crown and trophy buckle.

** In the case of a tie: The Interview score will be used to break the tie.

Check in for Queens/ Princess will be Friday October 15th, 2022 (time TBD)

1. Speech (1.5 – 3 mins) – 25 Total Points. Topic can be about the Rodeo lifestyle and how it impacts you and your family or Western Heritage.
 - Public Speaking ability (1-15 pts)
 - Confidence and smile (1-5pts)
 - Eye Contact (1-5 pts)

2. Interview 50 total points– Show your personality and your confidence. You will need to be dressed in full western attire including hat, boots, and belt.
 - Poise (1-15 pts)
 - Personality (1-15 pts)
 - General Knowledge (1-20 pts)

3. Modeling: (25 Total Points) up to one minute to music on a designated area in a “T” formation. Scoring consists of:
 - Confidence and smile (1-5 pts)
 - Modeling ability (1-10 pts)
 - Poise (1-5 pts)
 - Overall Appearance (1-5 pts)

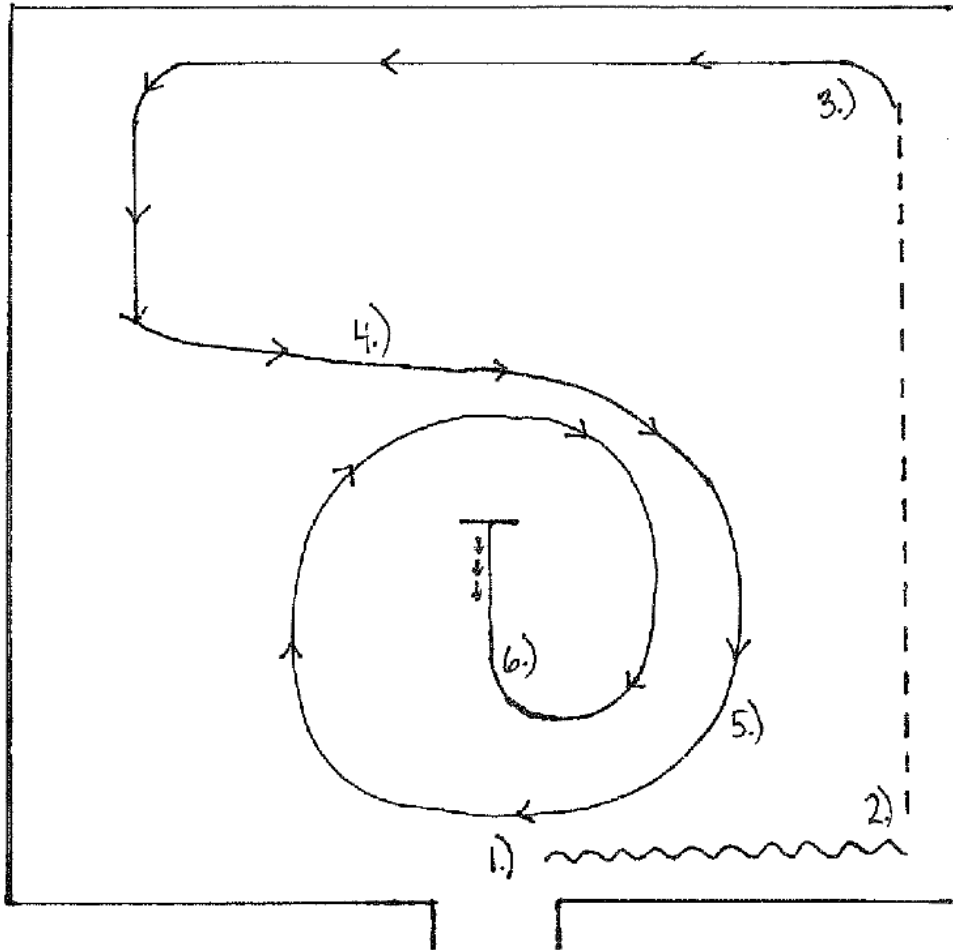
4. Horsemanship (50 Points) Classic horsemanship attire consisting of dark jeans and a white shirt, boots, belt and hat with tasteful earrings and hair pulled back into a ponytail. No Bling / No Chaps. Keep tack neat and clean and don’t overdress your horse. Classic and simple is always best. Please see the horsemanship pattern included that you will demonstrate, study it, practice it with your horse and fine tune it. Carrying a flag is required, so be prepared and practice. Control of your horse is so important. We will use the same pattern for Queen and Princess. We expect that both the Queen and Princess can perform patterns and show excellent horsemanship.
 - Riding Ability – Control and Confidence (1-20 pts)
 - Pattern Execution – Correct pattern, speed and leads (1-10 pts)
 - Overall presentation – Neatness, appearance, smile (1-10 pts)
 - Flag Portion – Control of Flag and horse (1-10 pts)
 - Please review the tips sheet.
 - Flag boot will not be provided, have one attached to your saddle.



Contest Tips

We have prepared a few things you should know about the contest.

- Practice everything about the contest, not just your speech.
- Practice riding the pattern and carrying a flag; don't wait till the day of the contest.
- Practice giving your speech to whoever will listen over and over, the more people that are listening the better you will be.
- Practice sitting for the interview. Make sure you have good eye contact and don't fidget.
- Practice smiling for each portion of the contest.
- Know about horsemanship and your pattern.
- A Queen and Princess Horse is not always the same horse you use for other rodeo events. The horse must be calm and responsive and willing to stand in the middle of the arena. You may choose to borrow a horse and that's okay.
- You should never touch the back of your saddle while riding and don't bounce or rock back and forth while riding, just sit up straight.
- When you are loping, be sure to pay attention and do not let your hands rise up in the air, keep them nice and low.
- Know exactly what speed your horse needs to be in at exactly what point.
- Not everyone has a horse that can make a sliding stop or change leads, so just do the best you can, be sure you are prepared to stop before the horse is and even if something goes wrong act like it didn't and smile!
- Never show a bad attitude; it will lose a contest before a bad pattern will.
- If you don't have the horsemanship pattern of your dreams, it is not only based on that, you **MUST** do well in all categories, not just one.
- Be prepared for the interview, never act shocked when asked a question, think it through quickly and give your best possible answer.
- Know the real you, don't act like someone you are not, it is hard to be good at being fake.
- Demonstrate a good personality and be yourself.
- Know your strengths and weaknesses.
- Try to be unique and portray what you want out of life.
- Traditionally contestants will have a different outfit for speech, interview and horsemanship.
- Make sure your hair, nails and everything is addressed, including your boots and hat!

Alabama Junior Rodeo Queen Horsemanship Pattern



- 1.) Walk to the right corner of arena 
- 2.) Trot all the way down the rail to other end 
- 3.) From the corner, lope on the left lead around to the center of the other side of the arena
- 4.) Cross in the center and change into right lead
- 5.) Lope a right circle back toward gate
- 6.) Come up middle of your circle & stop, back up approx 5 steps, wave to audience on both sides - then exit



GOOD LUCK!!